




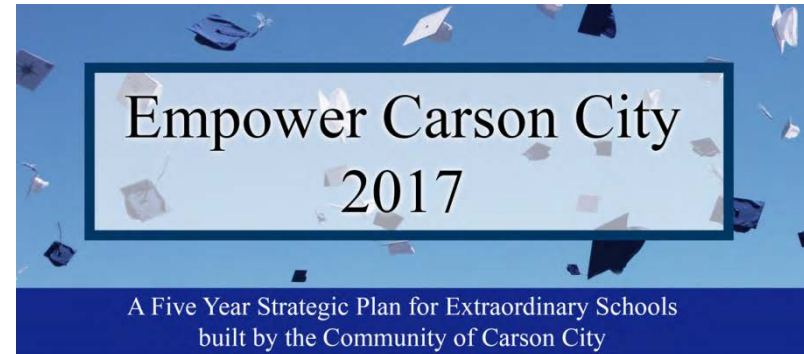
Race to the Top Strategic Plan Report of Progress

Steven J. Pradere Ph.D.
Transformation Office Director
8.13.13

Vision

Built in the Strategic Plan and RTT-D initiative

- Strategic Plan provides our vision
- RTT-D addresses the implementation, program details, data, and resources



Our Community Empowers Tomorrow's Innovators, Leaders, and Thinkers



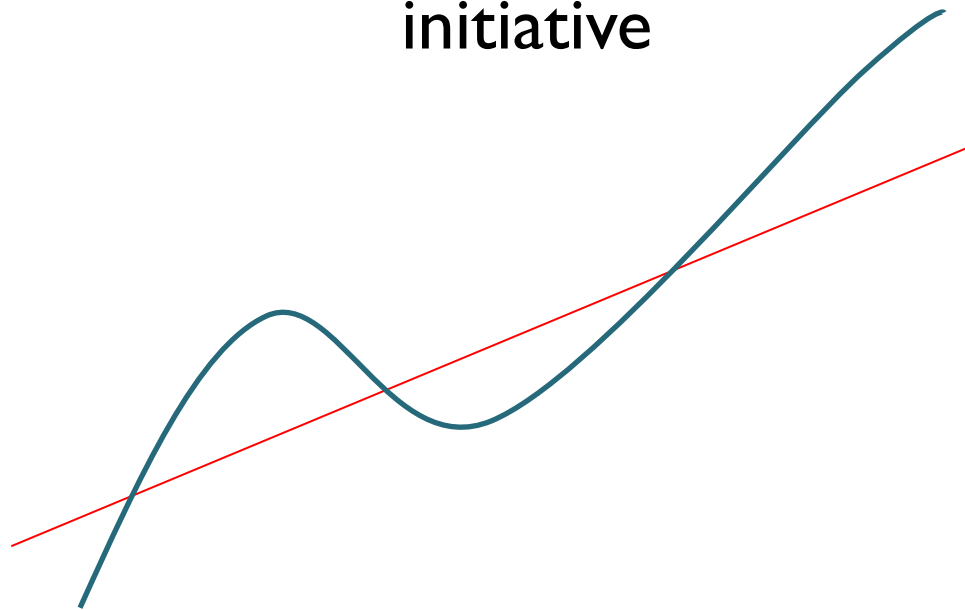
BUILDING SYSTEMIC REFORM

Carson City School District
Learner Centered Organization

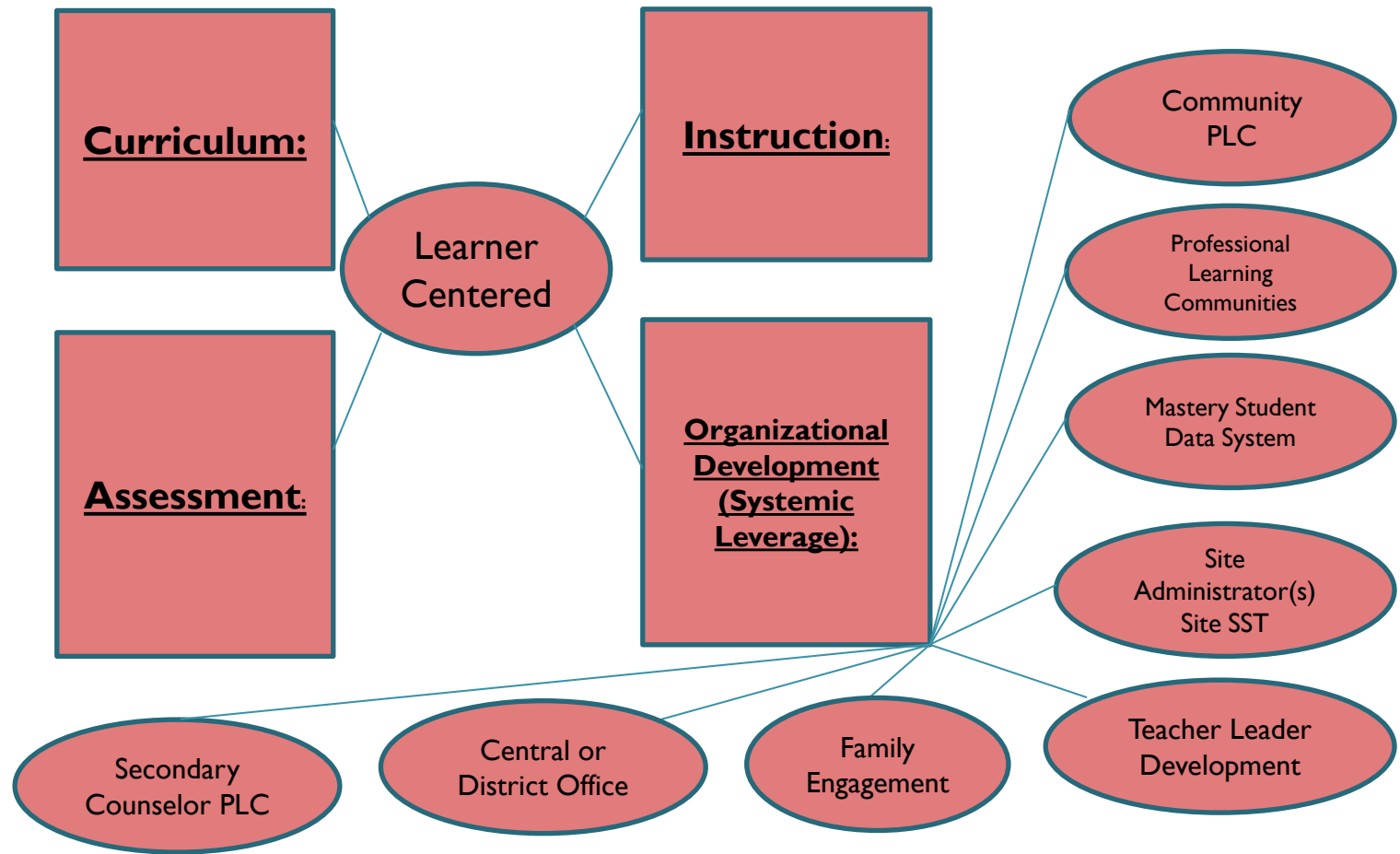
- Change for a well established organization is difficult – What is required
 - Change starts with leadership
 - Build a common message and revisit it until staff takes ownership “Compliance to Commitment”
 - Staff to orchestrate the improvement initiative
 - Education on full implementation of the initiative
 - Facilitation of the process
 - Time and support

- **Patterns of Practice
Implementation Dip**

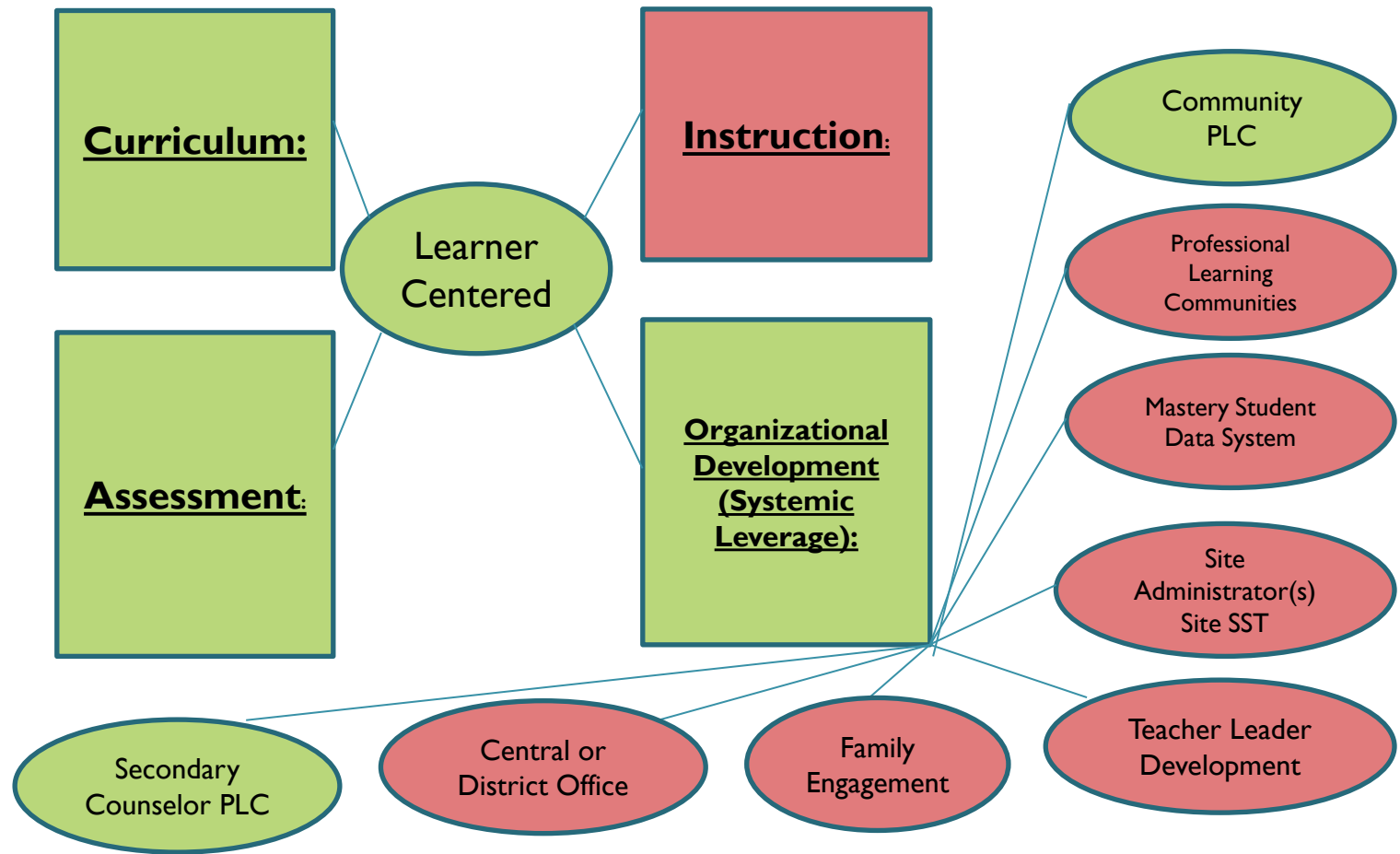
Typical Implementation
Curve for a successful
initiative



Learner Centered Organization – Systemic Lens for Improvement



Targeted Intervention Areas – 90 Day Plans



COMMUNITY IN FULL PARTNERSHIP

Strategic Plan Goal I



- Formation of Community PLC
 - Each element of the Strategic Plan (Mr. Stokes)
- Secondary Counselor PLC
 - Development of template for individualized academic plan
 - Complete career and academic pathway
 - Internship professional skill development
 - E-portfolio
 - Forward work to SST or District Office for approval

ENGAGED PARENTS AND GUARDIANS

Strategic Plan Goal 2



- Formation of Community PLC
 - Each element of the Strategic Plan (Mr. Stokes)
- Secondary Counselor PLC
 - Development of template for individualized academic plan
 - Student led conferences; parent access to the e-portfolio, parent connection to individualized student plan and or 4 year plan, student and parent selection (Start-up)
- Site SST
 - Community communications during each SST meeting
- Sharing a Learner Centered Vision and Experience with Students and their Families

HEALTHY GENERATIONS OF CARSON CITY STUDENTS

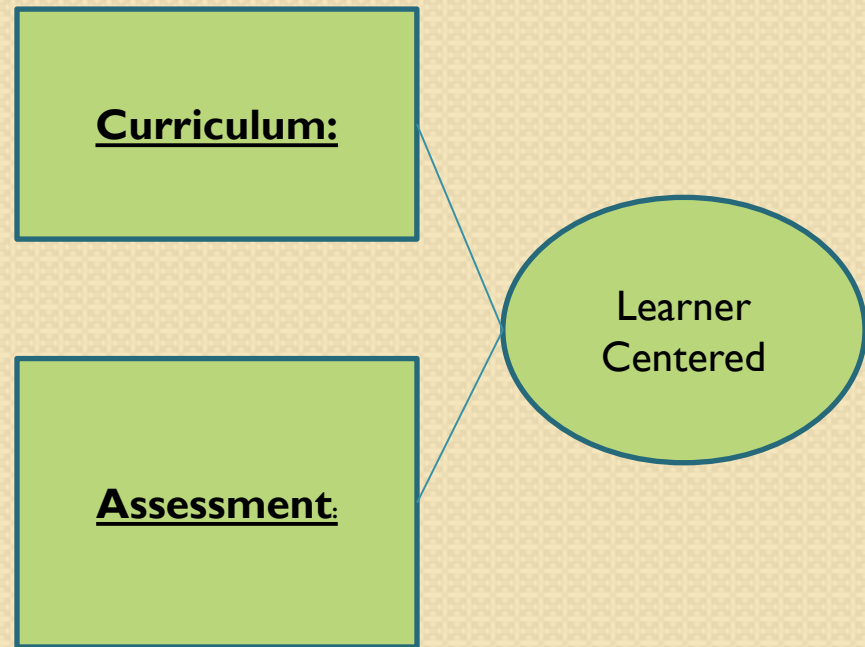
Strategic Plan Goal 3



- Curriculum and Assessment Development
 - Implementation Specialists – Teacher Teams
 - Develop Learning Targets and Creation of High Quality Curriculum and Assessment System for all health and physical education related courses grades 6-12.
 - (Partial list)

CURRICULUM THAT MATTERS

Strategic Plan Goal 4



- Curriculum and Assessment Development
 - Implementation Specialists –
 - MS Refine and revise to improve quality and alignment with the common core
 - Connect to student data system
 - HS Develop curriculum and assessment aligned with the common core
 - Overall goal is outperform or escape the accountability system

EXCEPTIONAL ADMINISTRATORS TEACHERS AND STAFF

Strategic Plan Goal 5

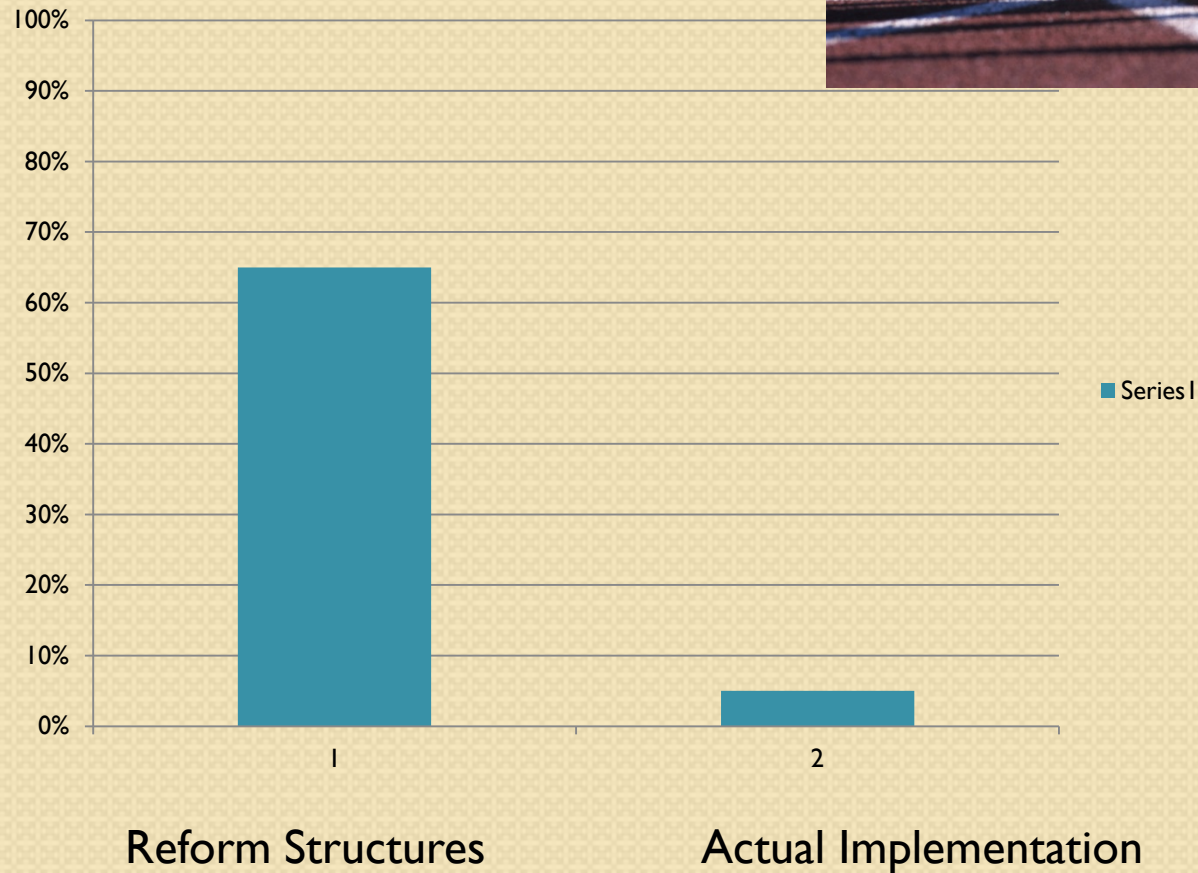
- Hiring Practices
 - Performance Interview Process
 - Recruiting at a State and National Level
- District SST
 - Meets weekly – Full implementation – Data Driven
- Site SST
 - Meets weekly and bi-monthly by site – Data Driven
- Implementation Specialists (IS)
 - Direct services to teachers and administrators at the site – job is to improve practices in all four quadrants of the Learner Centered Model (LCM)
 - Quality curriculum and assessment development review and verification
- Department Chairs
 - Receives training and support for IS
 - Provide support to department, work on all four quadrants of LCM
- Site Administrators
 - Receive Direct Mentoring from District Office Staff
 - SST's Also provide support systems for site leaders
 - IS staff provide coaching and support



PROGRESS AT A GLANCE STRATEGIC PLAN RTT-D IMPLEMENTATION



Where are we now!





Full Day Kindergarten 2013-14

Senate Bill 522

- Provided \$1,220,000
- Fund 17 teachers (Full Day Kindergarten)
- 4.5 teachers to reduce class sizes

Per NV Legislature:

- Classes sizes 21:1
- Special request up to 25:1



Kindergarten Classes

| | 2012 | 2013 |
|----------|------|------|
| Full Day | 7 | 23 |
| Half Day | 19 | 5 |





Kindergarten Students

| | 2012 (Count Day) | 2013 as of 8/12/13 | | |
|-----------------|------------------|--------------------|----------|------------|
| | Total | Half Day | Full Day | Total |
| Al Seeliger | 86 | 18 | 64 | 82 |
| Bordewich | 110 | | 73 | 73 |
| Empire | 114 | | 85 | 85 |
| Fremont | 68 | | 77 | 77 |
| Fritsch | 87 | 12 | 77 | 89 |
| Mark Twain | 90 | | 85 | 85 |
| Student Support | 11 | 11 | | 11 |
| Total | 566 | | | 502 |